




## LET'S CONNECT!!!





More than ever there is a need to be connected virtually. I will use the following DIGITAL TOOLS to stay connected with you and your students throughout the year. I know it seems like A LOT, but each one serves a different purpose and if I've learned anything about 4th graders, it's that they can have "all these tabs" open more easily than we do!

|   |   |  |
|---|---|--|
| <p>Website:</p> <p>"4A Anderson--&gt; Room 9 Sunset: WCCSD "</p>                                    | <p>Visit anytime:</p> <p>www.4aanderson.weebly.com</p>  | <p>Think of this like a BULLETIN BOARD.</p> <p>This will be a place where I list goals and standards and share other learning resources. This will not change much throughout the year, but will be a constant place of reference for students and parents.</p> <p>*Opening this website on a phone is still usable, but does not have the same organized layout as opening this on a desktop or iPad. The kids will use this website for many things from their iPads, so I am not too concerned about the differences.</p>   |
| <p>Facebook</p>   | <p>Please search and "friend": Anderson Fourth Grade Wccsd</p>                                | <p>Think of this as a NEWSLETTER to see all the fun things that happen in Room 9.</p> <p>I will share photos and explain what we're up to! I also use this to share information from Sunset, PTO (the parent-teacher organization), and the whole school district. So be sure to LIKE those pages, too. Please invite any relatives or other important people to experience the year with us in this way!</p>  |
| <p>SeeSaw</p>    | <p>Please download this app and follow the attached invite sheet.</p>                         | <p>Think of this as a FOLDER in which your student will share their work with us.</p> <p>Each month students will be required to submit some activities into their folder. In Room 9 SeeSaw is completely led, run, and shared by the students (with expectations and organization facilitated by me.) Notifications will occur when your student has something to share or has posted something.</p>  |
| <p>ClassTag</p>  | <p>Please download this app.</p> <p>You may have already gotten an email and set this up.</p> | <p>Think of this as DIRECT TEXT MESSAGING... and then some.</p> <p>This will be a secondary way for me to push out the IMPORTANT ANNOUNCEMENTS, but the REAL reason I'd like to use this is for the CONVERSATION feature. By clicking on the blue speech bubble in the upper right corner, you have instant access to me. I can also send you quick messages and photos that pertain directly to your student. By clicking on ACCOUNT SETTINGS and entering your MOBILE PHONE, these messages will also reach you as a plain TEXT MESSAGE. This app also allows me to type in English and recipients who need it will receive the messages in Spanish. Mind-Blowing.</p> |


Please see the other side of this page for a list of apps for STUDENT use.

These are apps that Room 9 students will be using in the classroom.

I will provide them with usernames and passwords and create a **PASSWORD CARD** for both home AND school use.

|   |  |
|---|--|
| <p>Google Classroom</p>  <p>Google Classroom</p> | <p>Think of this as a <b>TABLE</b> on which students gather and hand in assignments.</p> <p>Through this app, I am able to assign the students tasks and give directions. They are able to hand in the assignments and I am able to provide feedback on their work.</p>  |
| <p>SeeSaw</p>  <p>FAMILY</p>                     | <p>As stated on the other side of this sheet, this is like a <b>FOLDER</b> for student work. Students will be uploading some of their work here in order to share things they are learning and work that they are proud of!</p>  |
| <p>Epic!</p>                                    | <p>This is like the <b>NETFLIX OF BOOKS</b>. While at school, students will have access to many digital titles through this app.</p> <p>On our class website (<a href="http://4aanderson.weebly.com">4aanderson.weebly.com</a>), on the <b>ONLINE RESOURCES</b> tab, under the <b>ONLINE READING RESOURCES</b> tab, I share other digital resources that students can use at school or home.</p> |
| <p>Kids Listen</p>                             | <p>This free app can be used at home or school. It is a bank of age-appropriate <b>PODCASTS</b> for students. On our class website, on the <b>ONLINE RESOURCES</b> tab, under the <b>PODCASTS</b> tab, I list my personal favorite student podcast series by genre.</p>  |

**\*\*** Students also download and use different apps to fit our learning needs through the district regulated 'SELF SERVICE' portal.

|   |   |
|---|---|
| <p>Zoom</p>  | <p>Should the need arise for virtual learning this year, we will conduct our classroom meetings on the <b>ZOOM APP</b>.</p> |
|---|---|

If you have any questions in getting any of these set up, please reach out to me at [landerson@webster-city.k12.ia.us](mailto:landerson@webster-city.k12.ia.us)